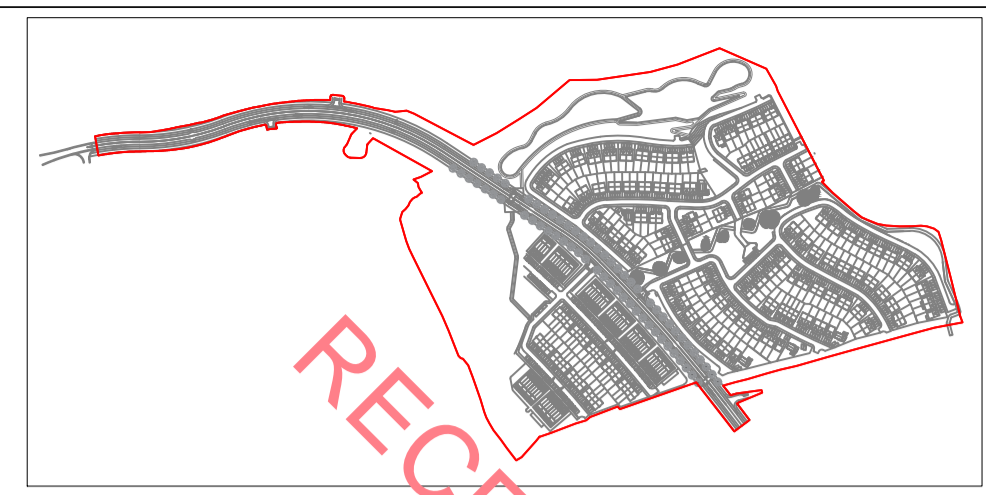


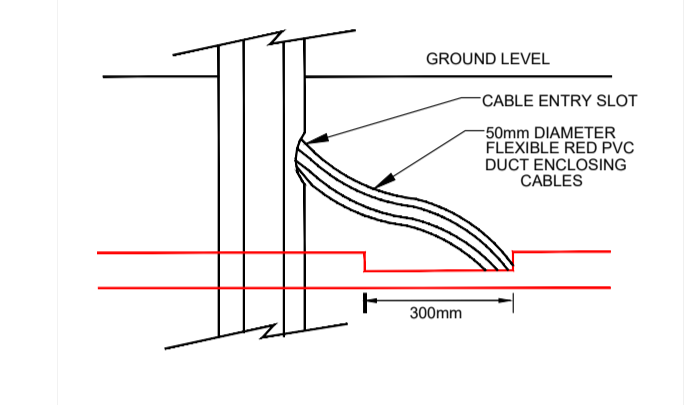
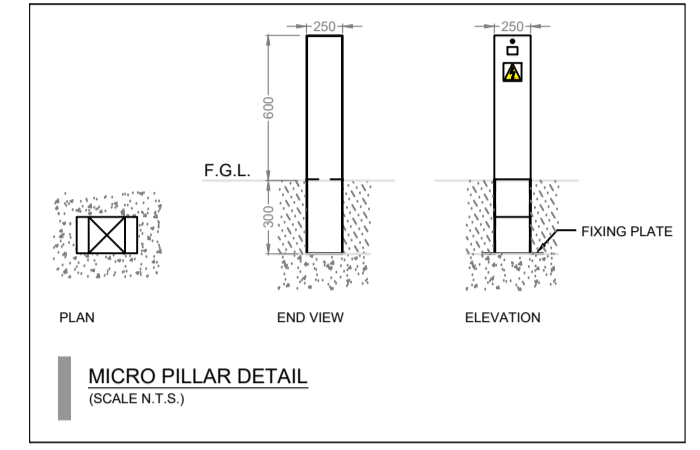


**LINK ROAD EXTENSION**  
SCALE 1:1000

**SITE PLAN**  
SCALE 1:1000

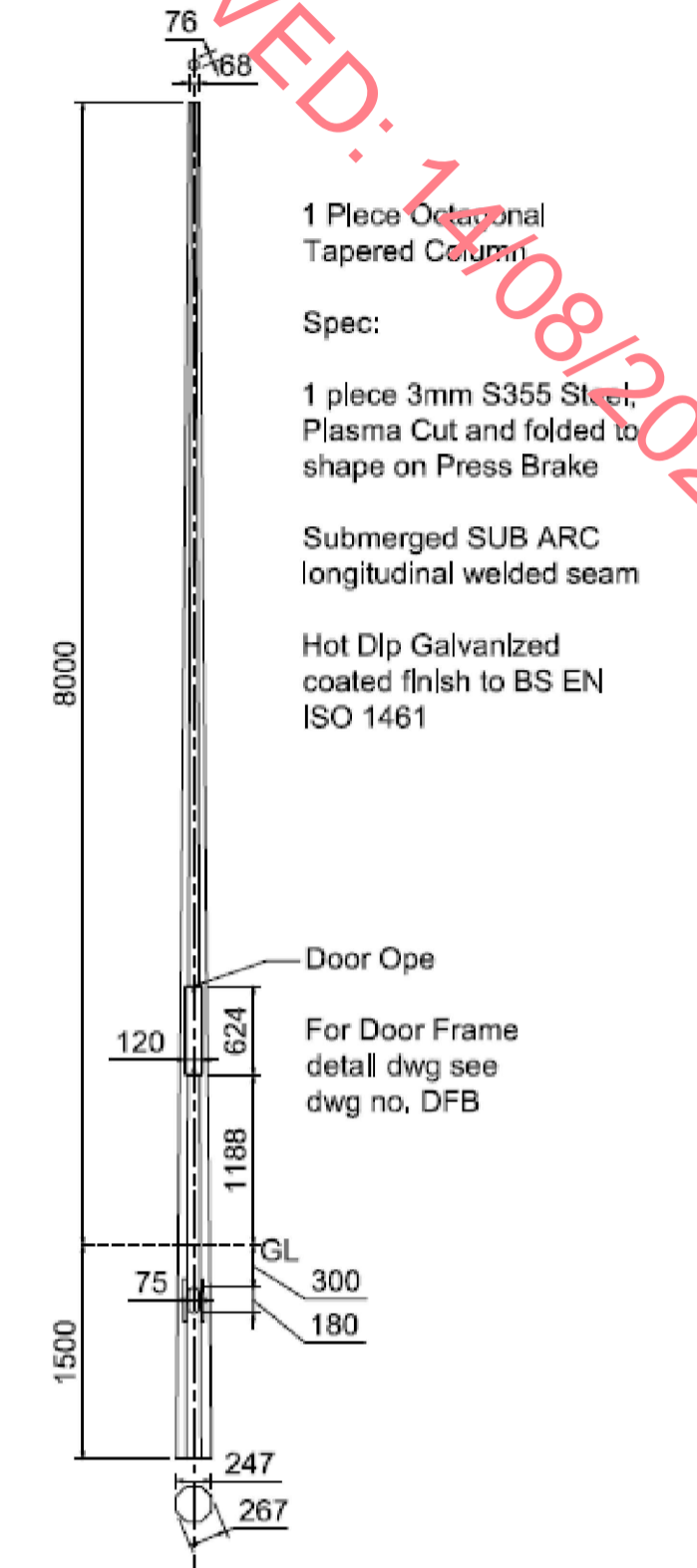


**SITE MAP**

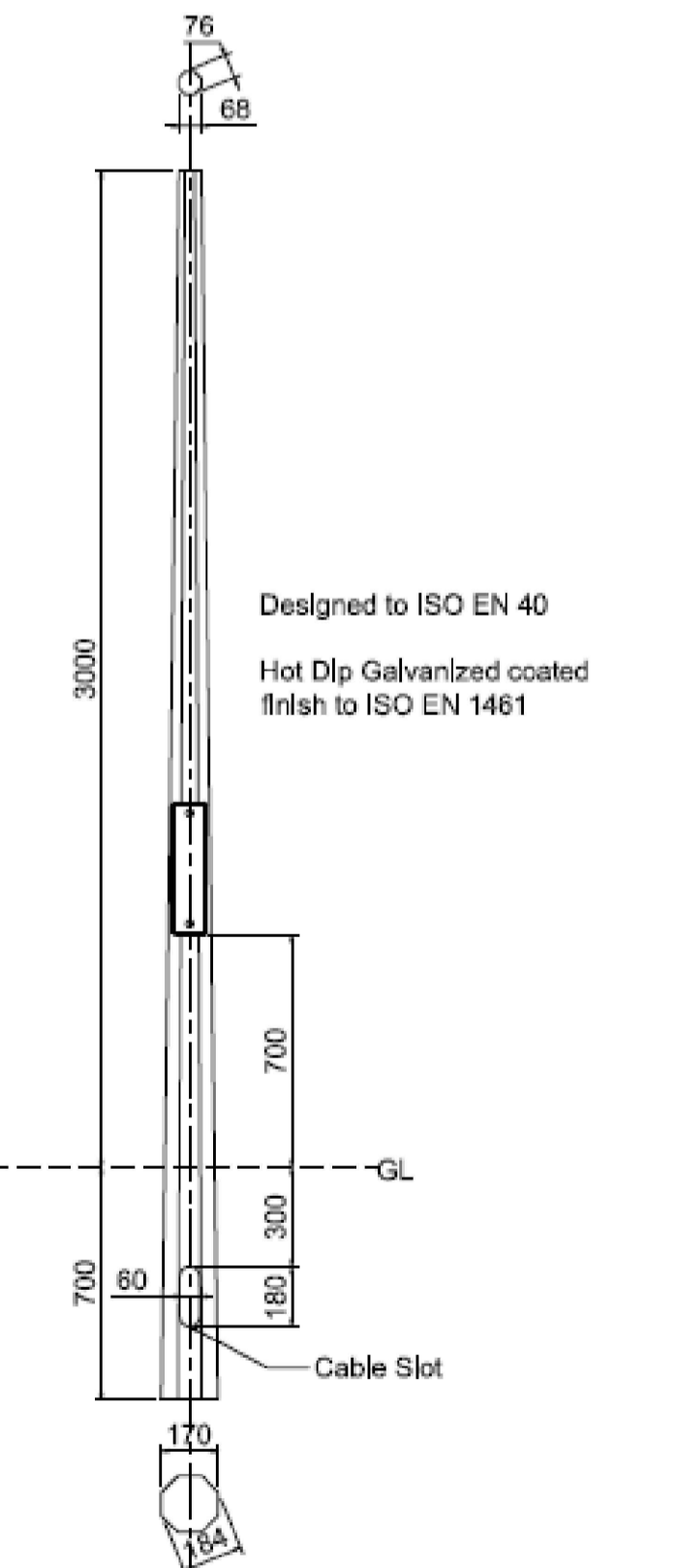


Mounting Height	Minimum Root Depth @°	Std. Setback of column face from front of Kerb	Max. Bracket Length (post-top mounting may be used where appropriate)
6 metre	1.0 metre	1.5 metre	1.0 metre
8 metre	1.2 metre	2.0 metre	1.5 metre
10 metre	1.5 metre	2.5 metre	2.0 metre
12 metre	1.7 metre	3.0 metre	2.5 metre

PUBLIC LIGHTING COLUMN DETAIL SCHEDULE			
COLUMN MOUNTING HEIGHT:	10M	8M	6M
ROOT DEPTH -	1.5M	1.2M	1.0M
CABLE ENTRY DEPTH -	0.3M	0.3M	0.3M
ROOTING CONCRETE DEPTH -	0.8M	0.7M	0.5M
HEIGHT OF COLUMN DOOR -	1.5M	1.5M	1.5M



**6M & 8M STREET LIGHT POLE**



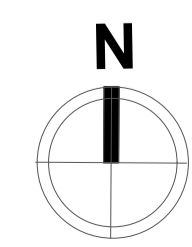
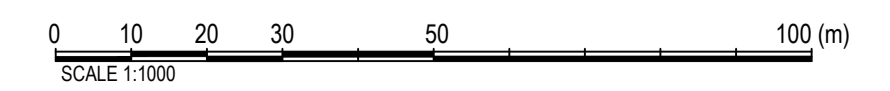
**3M STREET LIGHT POLE**



LUMINAIRE B, C, D, X1, X2 & X3



LUMINAIRE D



**NOTES**

- ALL EXTERIOR LIGHTING SHALL COMPLY WITH CODE OF PRACTICE FOR THE DESIGN OF ROAD LIGHTING BS5489-1:2013, EN13201-2015, WICKLOW COUNTY COUNCIL PUBLIC LIGHTING SPECIFICATION, NATIONAL RULES FOR ELECTRICAL INSTALLATION IS10101 & PART 2.3 PARTICULAR REQUIREMENTS FOR PUBLIC LIGHTING INSTALLATIONS.
- THE EXTERNAL LIGHTING LAYOUT HAS BEEN DESIGNED IN ACCORDANCE WITH BS 5489-1:2013 AND EN 13201-2015 STANDARDS
- PUBLIC LIGHTING DUCTING SHALL COMPLY WITH BS EN 50086-1-2-3-4 LATEST EDITION & SHALL BE SINGLE WALL, COLORED RED & MANUFACTURED FROM HIGH DENSITY POLYPROPYLENE.
- THE NOMINAL EXTERNAL DIAMETER OF THE DUCT SHALL BE 107mm WITH A MINIMAL WALL THICKNESS OF 5mm. EACH LENGTH OF DUCT SHALL BE STAMPED WITH THE WORDS "PUBLIC LIGHTING", OR ALTERNATIVELY, "STREET LIGHTING", IN 18mm BLACK LETTERING AT 0 DEGREES. AT ONE METRE INTERVALS, DUCTS SHALL BE LAID WITH THIS LEGEND FACING UPWARDS. DUCTING SHALL BE LAID IN A STRAIGHT LINE CLOSE TO THE LINE OF THE COLUMN LOCATIONS & SHALL CONTAIN A CONTINUOUS DRAW WIRE OF 8KN STRENGTH. ALL DUCTS SHALL BE PROVEN WITH BRUSH AND MANDRILL, POLYPROPYLENE ROPED AND PLUGGED AND COMPLAINT WITH ET101 REQUIREMENTS RED DUCT SHALL BE USED FOR EXTERIORS LIGHTING CABLES.
- A MINIMUM DEPTH OF 600mm COVER IS REQUIRED IN URBAN PATHWAYS & A MINIMUM OF 600mm COVER IS REQUIRED FOR GRASS MARGINS, PEDESTRIAN WAYS, LANWAYS & GATEWAY ENTRANCES & A MINIMUM DEPTH OF 750mm IS REQUIRED AT ROAD CROSSINGS OR IN CARRIAGEWAYS.
- ALL CABLE DRAW INSPECTION PITS SHALL BE OF DUCTILE IRON GALVANISED STEEL FRAME WITH FRAME OPENING OF 615mm x 615mm TO CONFORM TO EN124B125 MARKED 'PUBLIC LIGHTING' OR TRAFFIC WITH M16 STAINLESS STEEL LOCKING BOLT. ALL CABLE DRAW INSPECTION PITS FOR USE ON CARRIAGEWAYS SHALL BE OF THE SAME DIMENSION AS ABOVE WITH HIGH STRENGTH ENGINEERING OR STU CONCRETE. COVERS AND FRAMES SHALL BE APPROVED BY LICENSED BODY NSAI OR BRITISH STANDARDS INSTITUTE OF QUALITY ASSURANCE SERVICES. CABLE CHAMBERS ARE REQUIRED AT ALL ROAD CROSSINGS.
- ALL EQUIPMENT TO BE SUITABLY IP RATED FOR THE ENVIRONMENT THEY ARE BEING INSTALLED.
- ESB NETWORKS DUCT ROUTES TO MINI PILLAR TO BE CONFIRMED WHEN ESB NETWORK SUB-STATION LOCATION IS FINALISED. ESB DUCTING AND ESB CABLEING TO MINI PILLAR LOCATION BY ESB.
- PUBLIC LIGHTING CABLEING TO BE IN ACCORDANCE WITH WICKLOW COUNTY COUNCIL PUBLIC LIGHTING SPECIFICATION.
- LIGHT COLUMN SETBACK SHALL BE 0.8M FROM KERBS IN ACCORDANCE WITH BS5489-1 TABLE 2. IF THERE IS NO RAISED KERBS, PROVIDED COLUMNS SHOULD BE SET TO THE BACK OF THE FOOTPATH.
- CONTRACTOR TO INCLUDE A REAR LIGHT SHIELD TO BE FITTED ON EACH LUMINAIRE TO AVOID LIGHT TRESPASS AT THE LOCATIONS INDICATED. SIDE LIGHT SHIELD TO BE INCLUDED FOR AS REQUIRED.

**SCHEDULE OF SYMBOLS**

- CABLE ACCESS CHAMBER - eJ TYPE - FJ60145 - 600mmX600mm
- SELUX ELO PURE POLE - SX-986 60-91 GOLD, 28W, 2400lm, 2700K, CRI>90 MOUNTED ON 3M POLE.
- CREE STREET LIGHT, TRSA-02-SCP-8L30827W, LAMP - 12Du6L27W3K, 0.9 MF, 27W, 3000K, 3930lm, MOUNTED ON 6M POLE.
- CREE STREET LIGHT, TRSA-03-SCP-8L30827W, LAMP - 12Du6L27W3K, 0.9 MF, 27W, 3000K, 3930lm, MOUNTED ON 6M POLE.
- CREE STREET LIGHT, TRSA-02-200-8L30827W, LAMP - 16lu8L27W3K, 0.9 MF, 27W, 3000K, 4220lm, MOUNTED ON 6M POLE.
- CREE STREET LIGHT, TRSA-03-150-8L30854W, LAMP - 16lu8L54W3K, 0.9 MF, 54W, 3000K, 7340lm, MOUNTED ON 8M POLE.
- CREE STREET LIGHT, TRSA-02-PCL-8L30854W, LAMP - 16lu8L54W3K, 0.9 MF, 54W, 3000K, 7340lm, MOUNTED ON 6M POLE.
- CREE STREET LIGHT, TRSA-02-PCR-8L30854W, LAMP - 16lu8L54W3K, 0.9 MF, 54W, 3000K, 7340lm, MOUNTED ON 6M POLE.
- Ø125mm BLACK DUCT FOR PUBLIC LIGHTING, COLUMNS SERVED FROM ESB MICRO PILLAR 6.0mm SINGLE PHASE ARMOURD CABLES XLPE / SWA / PVC / CU. 6 TO 8 LIGHTS PER CIRCUIT
- PUBLIC LIGHTING MICRO PILLAR

P6	ISSUED FOR PLANNING	SK	ST	NP	10/08/23
P5	UPDATED TO SUIT NEW ARCH LAYOUTS	SK	ST	NP	09/08/23
P4	UPDATED TO SUIT NEW ARCH LAYOUTS	SK	ST	NP	11/07/23
P3	UPDATED TO SUIT NEW ARCH & LANDSCAPING	TD	ST	NP	16/06/23
P2	ISSUED FOR PLANNING	TD	ST	NP	15/12/22
P1	PRELIMINARY ISSUE	TD	ST	NP	30/11/22

Penston MEP Consulting  
 1<sup>st</sup> Floor, Block A, Citywest Shopping Centre, D24  
 01 2530710 | info@pmp.ie | www.pmp.ie  
 ISO 9001:2015 QUALITY | ISO 45001:2018 HEALTH & SAFETY

CLIENT	KELDRUM LIMITED		
ARCHITECT	SCOTT TALLON WALKER ARCHITECTS		
PROJECT	TINAKILLY PHASE II TINAKILLY WICKLOW		
DISCIPLINE	ELECTRICAL SERVICES INSTALLATION		
DRAWING TITLE	SITE LIGHTING LAYOUT		
DRAWING No.	A020-PMEP-00-00-DR-E-01	SCALE	1:1000@A1 1:2000@A3
REV			P6